

# IoT endpoint for power metering and sending data via LoRaWAN



## Main Characteristics

- Standard DIN case
- Indoor use
- Capable of detecting single and three-phase loads
- Data transmission via LoRaWAN protocol
- Supports up to 3 CTs, optionally supplied by Khomp, in the following ranges:
  - 25 A with 10 mm diameter
  - 40 A with 16 mm diameter
  - 100 A with 16 mm diameter
  - 150 A with 16 mm diameter
  - 250 A with 24 mm diameter
  - 630 A with 36 mm diameter
  - 1500 A with 50.8 mm diameter

- Measure up to 3 phases of AC power, RMS voltage, RMS current, power factor, reactive and active power
- Real time readings of consumption in kWh per phase, with internal memory for storing data
- Integration with [Tago](#) via [ITG gateway](#) with Internal Network Server and through [ChirpStack](#)

## Overview

The ITE 11LI Endpoint monitors multiple aspects at multiple power points. Through LoRa radio operation and LoRaWAN protocol, the endpoint sends the observed data to the ITG 200 and the gateway passes the information to the IoT cloud. With this data, the solution is able to analyze key aspects of the load fed to the network, as well as visualize in real time if there are any storms in the supply.

The ITE 11LI also features Bluetooth, allowing firmware updates directly with the device.

## Applications

- Indoor power and energy monitoring for:
  - Healthcare
  - Industry
  - Corporate
  - Agribusiness

## Available model and optional accessories

Khomp offers the power measurement endpoint in the following model:

Model	Description
Endpoint LoRa Energy Meter - ITE 11LI	LoRa Endpoint Transmitter with Bluetooth for inductive indoor energy measurement using <b>TCs</b> - ITE 11LI

Accessory (optional)	Description
<b>25A TC PowCT-T10-25-333</b>	25 A TC, 333 mV output, 5 meter cable
<b>40A TC PowCT-T16-40-333</b>	40 A TC, 333 mV output, 2 meter cable
<b>100A TC PowCT-T16-100-333</b>	100 A TC, 333 mV output, 2 meter cable
<b>150A TC PowCT-T16-150-333</b>	150 A TC, 333 mV output, 2 meter cable
<b>250A TC PowCT-T24-250-333</b>	250 A TC, 333 mV output, 2 meter cable
<b>630A TC PowCT-T36-630-333</b>	630 A TC, 333 mV output, 2 meter cable
<b>1500A TC PowCT-T50-1500-333</b>	1500 A TC, 333 mV output, 2 meter cable



Attention

The ITE line can only be used in association with **TCs supplied by Khomp**. Khomp is not responsible for product problems caused by the use of third-party accessories.

## Technical Specifications

### Power meter

- Active power: 1% accuracy
- Reactive power: 2% accuracy
- temperature:  $\pm 1$  °C
- Power factor:
  - Accuracy: 1%.
  - Accuracy: 0.01
- RMS voltage:
  - Accuracy: 1%
  - Accuracy: 0.1 V
- RMS current:
  - Accuracy: 1%
  - Accuracy: 0,05 A
- Frequency:
  - Accuracy: 1%
  - Accuracy: 0,1 Hz

### LoRa

- LoRaWAN Protocol 1.0.3
- Authentication mode: ABP/OTAA
- Região: AU915/LA915/US915/EU868
- LoRaWAN Class: C
- Power: up to +20 dBm
- Sensitivity: from -137 dBm
- Compatible with ATC Public LoRaWAN and Private Networks
- Configurable interval between transmissions (default at 5 min, 1 min for minimum time and 24 h for maximum time)
- Frequency range: 860 to 930 MHz\*

### Physical/Environmental

- Protective case dimensions standard DIN: 92x77x53 mm
- Weight: 120 g
- Operating temperature: -10 °C to 85 °C
- Operating humidity: 0 to 100% (non-condensing)
- (non-condensed)
- DIN case (ABS rail included)
- Maximum consumption: 1.4 W
- Supply voltage: 90–277 VAC between terminals VA and N
- Supported voltage between neutral and any of the phases: 90–277 VAC
- Maximum voltage supported between phases: 90–480 VAC
- **Device powered via Neutral (N) and A phase (VA)**

### Binary Sensor

- Isolated digital input:
  - ON: 5–24 V
  - OFF: 0 V (zero volt)

### Compatible versions

- Gateway Khomp ITG 200 version v2.5.1.0 or better

### Warranties and certifications

- Total warranty (legal + Khomp warranty): 1 year
- Anatel certification
- ISO 9001 certified industry

\* The 868 MHz band is for sale in the European Union, the 915 MHz band is destined for the USA and Brazil.


## Other product images



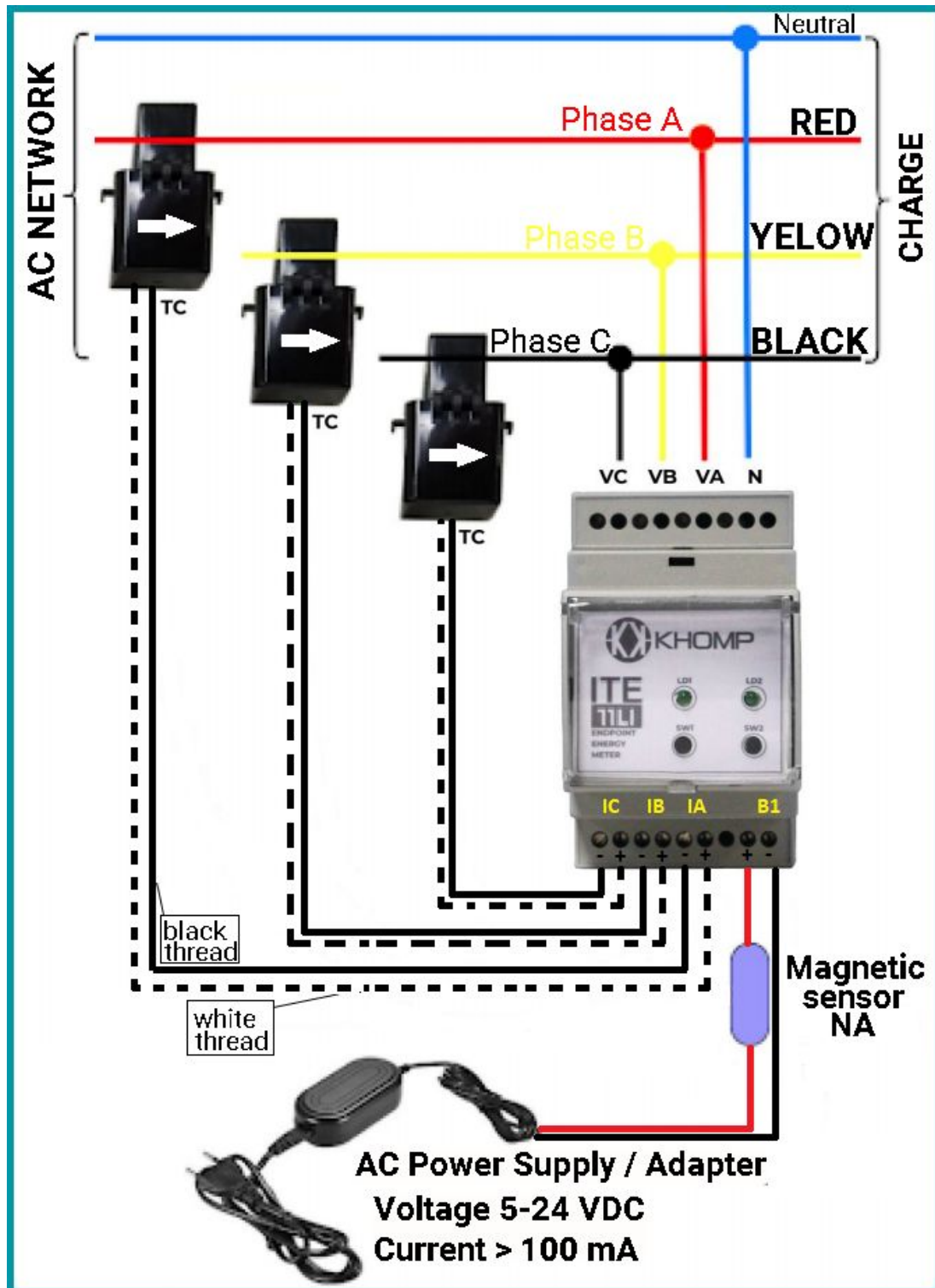
**Caption:** In the first part of the image, we see the ITE 11LI in top view, profile view and bottom view. In the central region of the image, we see the connections from the front (with the CT next to it) and the back of the ITE. In the final stage of the image, the side of the product is seen.

## Current direction in CTs

Current Transformers must be properly positioned, taking into account the direction of the arrow displayed on the side of the product casing (as shown in the following images). The arrow always points in the same direction as the load to be measured. The current flows from the front to the back of the transformer (**the back is the side where the wiring exits the transformer**). The images shown below are examples of this indicator on Current Transformers.

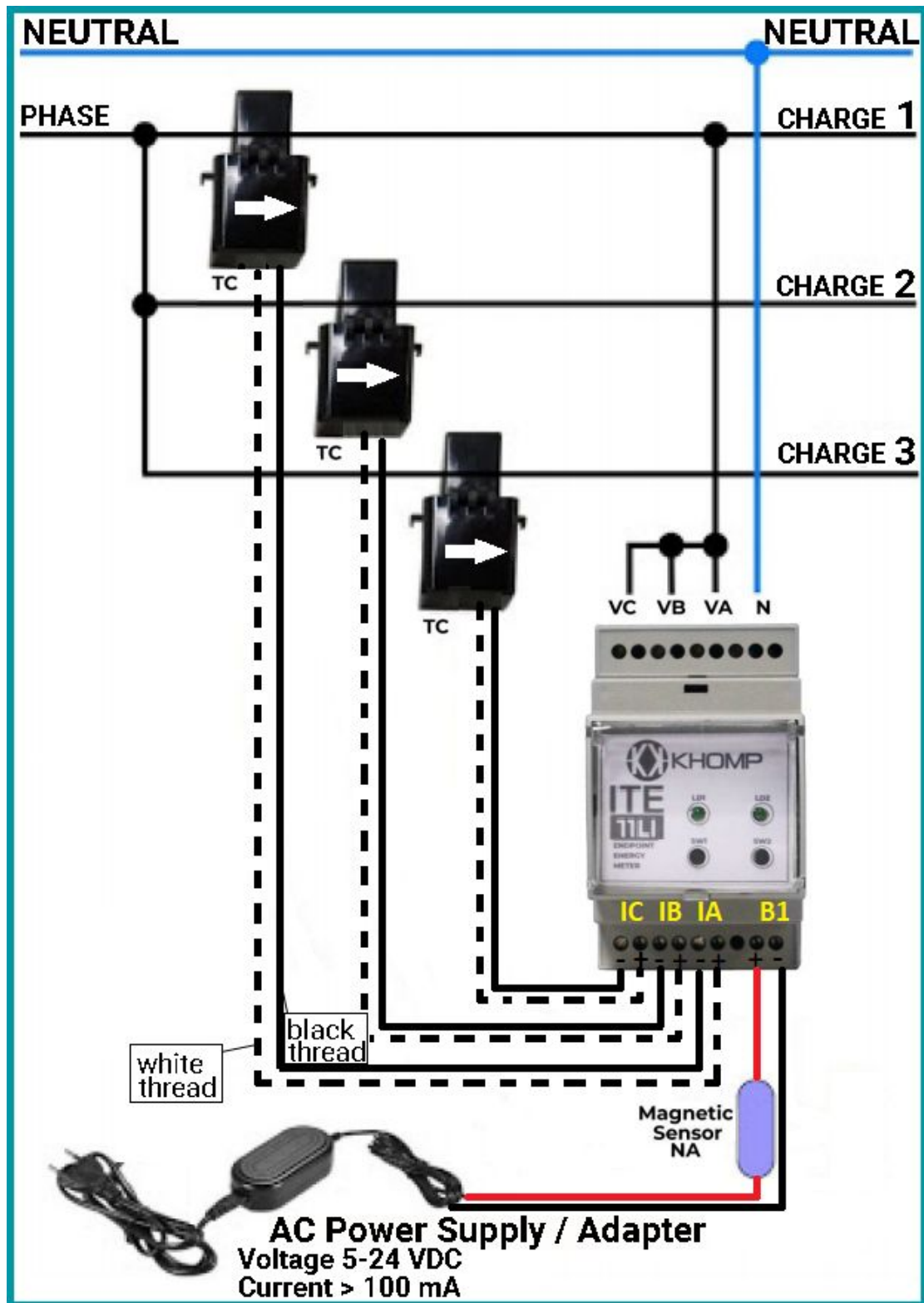


## Application 1 model



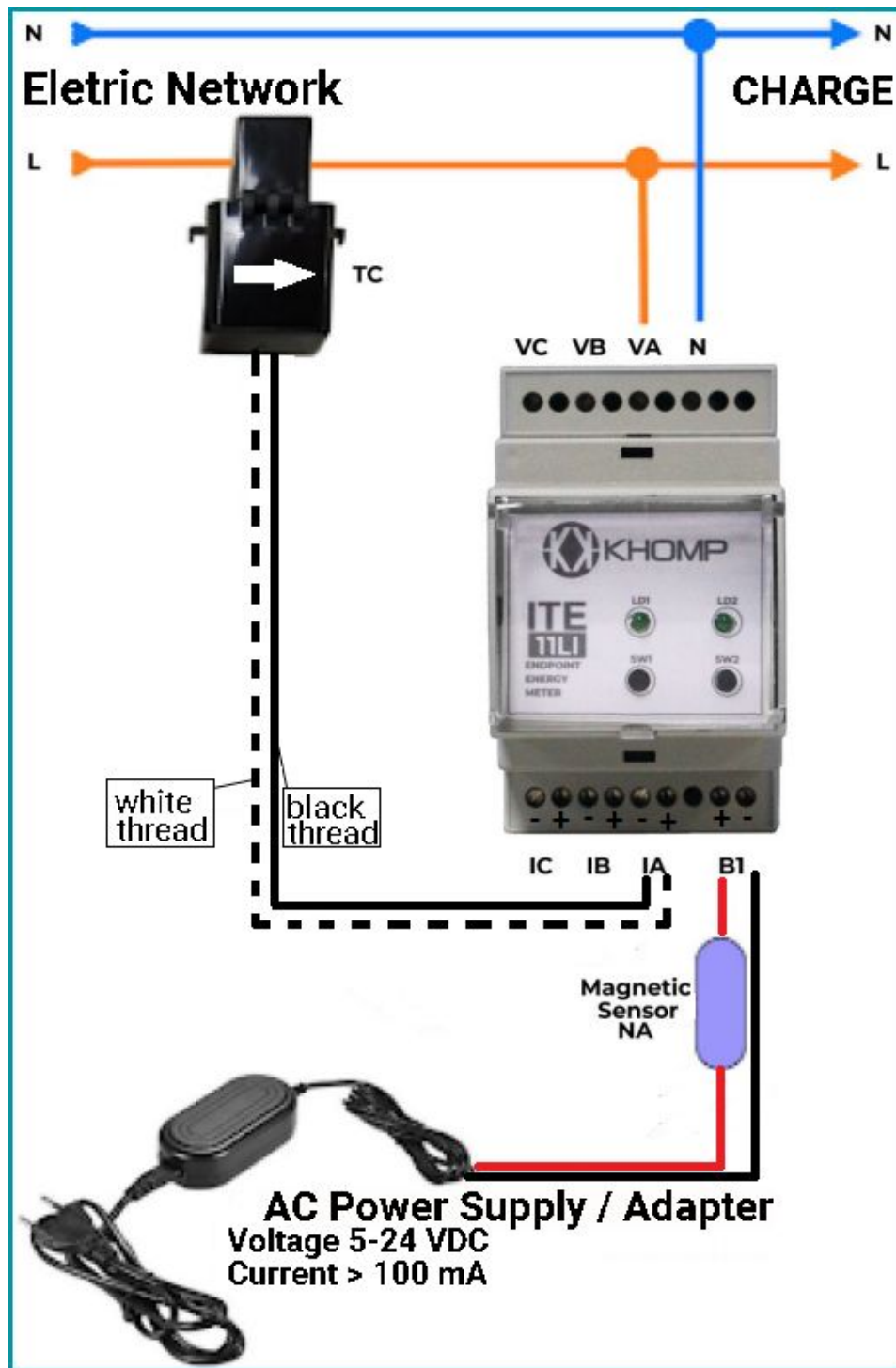
**Caption:** ITE 11LI monitoring the three-phase load on the main power board.

## Application 2 model



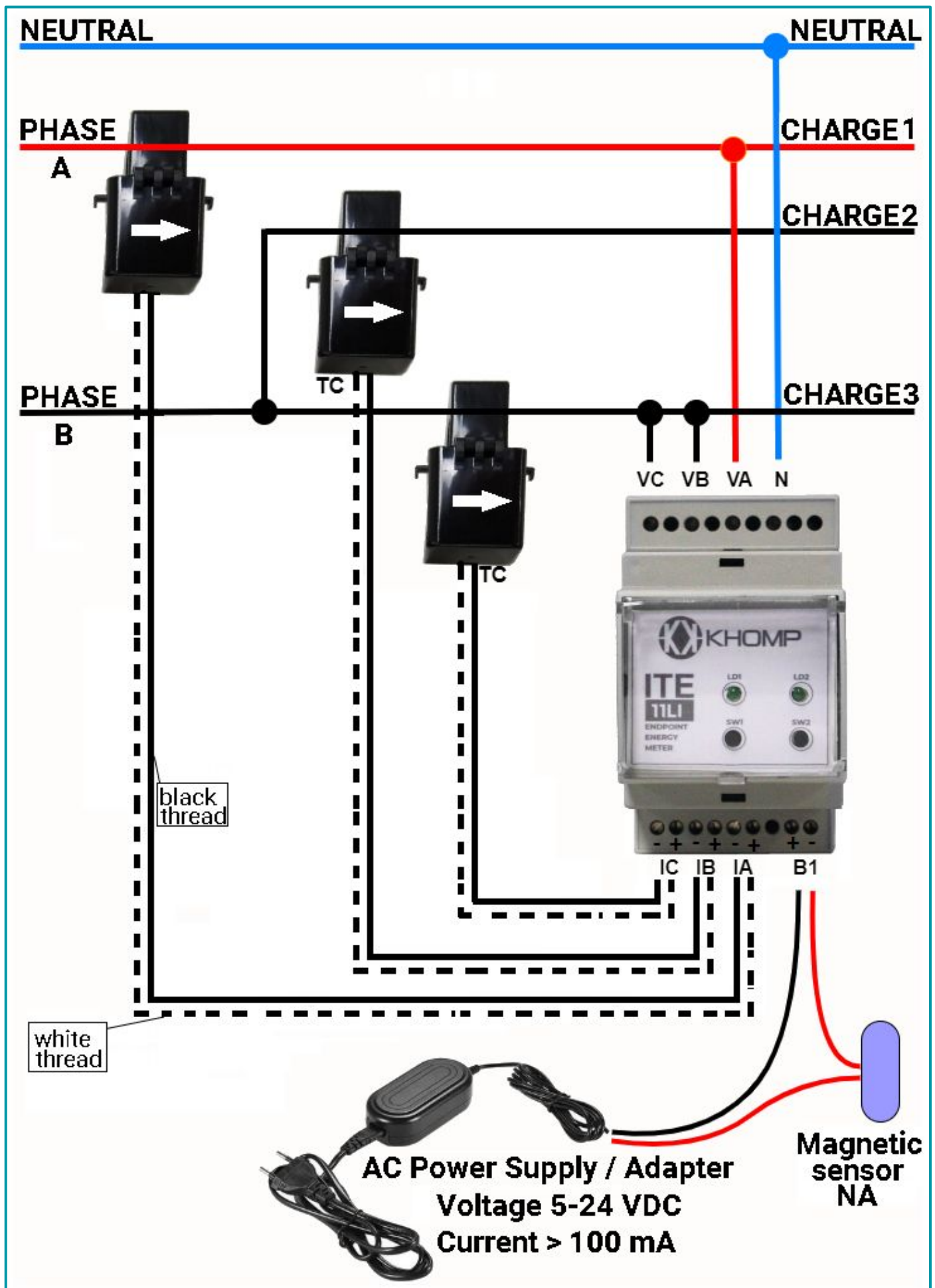
**Caption:** ITE 11LI monitoring 3 loads on the same phase.

## Application 3 model



**Caption:** ITE 11LI monitoring the single-phase load on the datacenter rack, air conditioner, freezer, or electric motor.

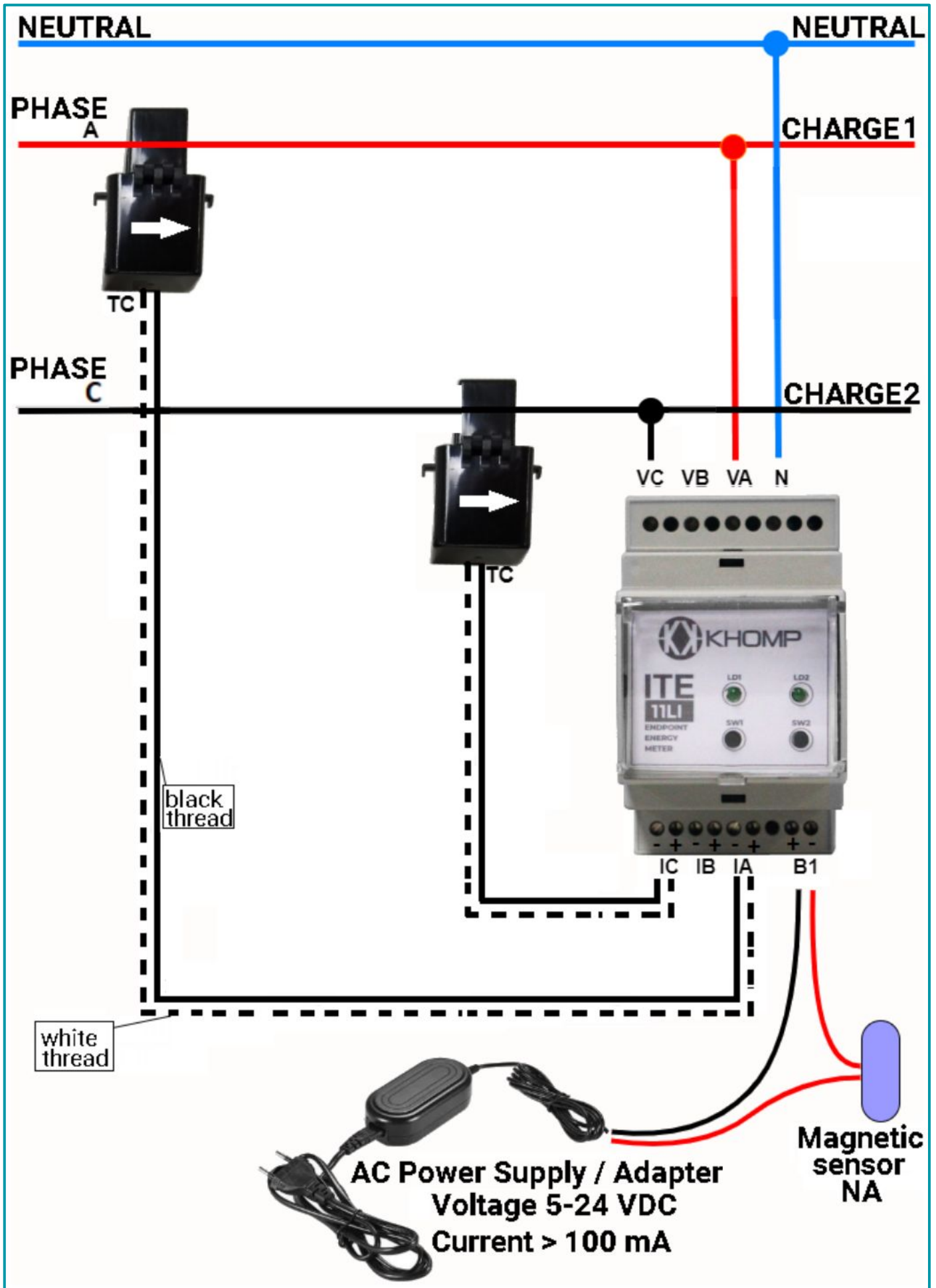
# Application 4 model



**Caption:** ITE 11LI monitoring 3 loads in two phases.

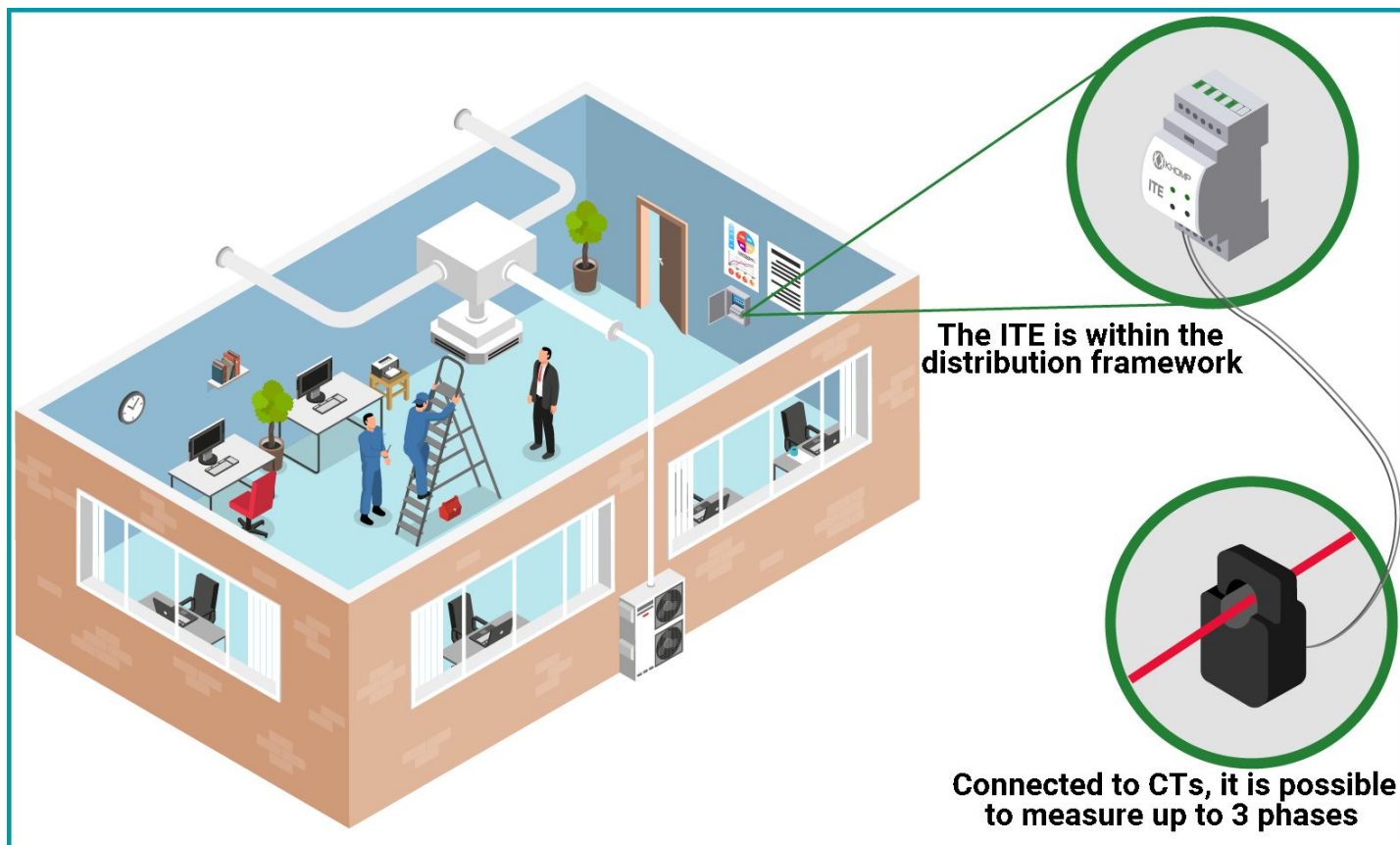


# Application 5 model



**Caption:** ITE 11LI monitoring a two-phase load.

## Application 6 model



**Caption:** ITE 10ZI monitoring the three-phase load on the office switchboard.

## Everynet interoperability seal



This equipment is not suitable for use in domestic environments, as it may cause electromagnetic interference, forcing the user to take measures to minimize such interference.

"Incorporates product approved by Anatel with the number 21255-23-03237"

*This equipment is not entitled to protection against harmful interference and cannot cause interference in duly authorized systems.*

For information on the approved product, visit the website: <https://sistemas.anatel.gov.br/sch>



Rua Joe Collaço, 253 - Florianópolis, SC  
+55 (48) 3722.2900  
comercial@khomp.com